

# ABIG4.5 LED PASSING LAMP USER MANUAL

Thank you for choosing Cyron products! Cyron is committed to provide the latest lighting technology without any compromises. Please read instructions completely before starting installation.



CAUTION: DO NOT TOUCH THE METAL SURFACES. THEY CAN BE EXTREMELY HOT.

▶ Look for the installation video of this product on Cyron site and Cyron YouTube channel.

## TOOLS NEEDED

Philips screwdriver. Consult your vehicle/motorcycle user manual for gaining access to the light. For older sealed beams or other models with the wrong harness: Wire cutter, crimp connectors, crimper (or soldering iron, heat shrink tubing)

## INSTRUCTIONS

Cyron integrated ABIG series LED passing/fog lamps replace the entire reflector and bulb. Follow vehicle/bike's user manual to gain access to the reflector. On Harley motorcycles it is normally one retaining screw on the bottom side of the bezel. It is a drop-in fitment.

Connect the wires to the factory wiring. Depending on make and model of vehicle/bike wires can be spliced, crimped or soldered. A plug has been provided for ease of future serviceability. Feel free to shorten the adapter wire in order to make fitting easier.

IMPORTANT The polarity must be correct for the LED lights to work. If lights do not turn on, reverse polarity to confirm. Connecting in reverse polarity for a short period will not damage the lights.

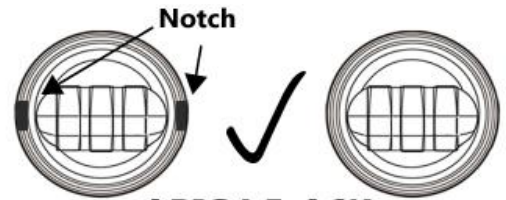
IMPORTANT: Connections must be well insulated. Twisting wires and covering with electrical tape is not adequate. If available, soldering and heat shrink tubing is the best practice. Cyron CON-TB002 terminal blocks are a great alternative to soldering.

In most installations the notches on the side of the light will seat in the bucket which puts the lights in horizontal position. If they do not, lights must be adjusted manually. Lights must be mounted horizontally as shown in the picture.

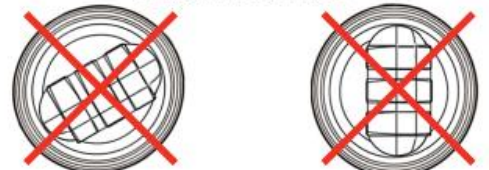
NOTE: Markings on the clear lens should be right side up.

Older Harleys with stock sealed beam passing lamps have a shallower beauty ring than the later models. To install get extra help from someone holding the beauty ring firmly in place when the bottom screw is being tightened.

Adjust the aim of the lamp to avoid disturbing other drivers and provide proper complimentary light to the headlight. See guideline below. Drive/Ride Safe!



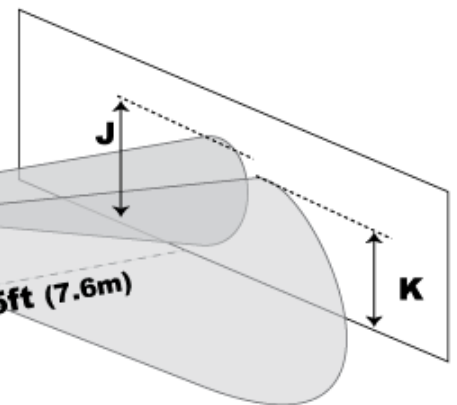
ABIG4.5-A6K  
CYRON LIGHTING



HEADLIGHT AND PASSING LAMP  
AIMING RECOMMENDATIONS  
BY CYRON MOTOR



Passing Lamp



H = Ground to the center of the headlight

$J = H \times 0.9$

$H \times 0.6 < K < J$

If light beams do not have a well defined beam cut-off keep the hot spot of the beam below J and K. Ensuring undisturbed visibility of other drivers is vital to your safety. Drive/Ride Safe!

## WARRANTY

Cyron warrants this product against any defects in materials or workmanship for a period of 1 year from the date of purchase. The warranty covers normal usage as intended by the factory and does not cover misuse, abuse, accidents, or damages caused due to the acts of God. Proof of purchase is required.

ANY IMPLIED WARRANTIES, INCLUDING WITHOUT LIMITATION THE IMPLIED WARRANTIES OF MERCHANTABILITY AND FITNESS FOR A PARTICULAR PURPOSE, SHALL BE LIMITED TO THE DURATION OF THIS LIMITED WARRANTY, OTHERWISE THE REPAIR, REPLACEMENT, OR REFUND AS PROVIDED UNDER THIS EXPRESS LIMITED WARRANTY IS THE EXCLUSIVE REMEDY OF THE CONSUMER, AND IS PROVIDED IN LIEU OF ALL OTHER WARRANTIES, EXPRESS OR IMPLIED. IN NO EVENT SHALL CYRON, INC. BE LIABLE, WHETHER IN CONTRACT OR TORT (INCLUDING NEGLIGENCE) FOR DAMAGES IN EXCESS OF THE PURCHASE PRICE OF THE PRODUCT, ACCESSORY OR FOR ANY INDIRECT, INCIDENTAL, SPECIAL OR CONSEQUENTIAL DAMAGES OF ANY KIND, OR LOSS OF REVENUE OR PROFITS, LOSS OF BUSINESS, OR OTHER FINANCIAL LOSS ARISING OUT OF OR IN CONNECTION WITH THE ABILITY OR INABILITY TO USE THE PRODUCTS OR ACCESSORIES TO THE FULL EXTENT THESE DAMAGES MAY BE DISCLAIMED BY LAW. CUSTOMER AGREES TO INDEMNIFY AND HOLD HARMLESS CYRON INC, ITS OFFICERS, DIRECTORS, EMPLOYEES AND SUCCESSORS FROM AND AGAINST ANY AND ALL LOSS, LIABILITY, DAMAGES, COSTS, ATTORNEYS' FEES OR OTHER EXPENSES ON ANY KIND, ON ACCOUNT OF ANY AND ALL CLAIMS, SUITS JUDGMENTS AND COSTS ARISING OUT OF ANY ACTUAL OR ALLEGED (I) BODILY INJURY OR DEATH TO ANY PERSON; (II) LOSS, DAMAGE OR DESTRUCTION OF PROPERTY; (III) DEFECTS IN THE PRODUCTS OR SERVICES; (IV) CLAIMS THAT A PRODUCT OR THE SALE OF THAT PRODUCT VIOLATED ANY LOCAL, STATE OR FEDERAL LAW OR REGULATION.

Please mail all warranty claims to [warranty@cyron.com](mailto:warranty@cyron.com)

## SPECIFICATIONS

	ABIG4.5-A6K
Operating Voltage	10-30VDC
Socket	881/H8 male/female connector
Peak LED Power, Watts	30W
Nominal Power	25W
LED Chip	Osram
Certifications	DOT Compliant

## Other quality automotive lighting accessories from CYRON

<u>Part Number</u>	<u>Description/Application</u>
ABH4-BM6K	LED bulb ELITE mini, small Harley buckets 5.75"
ABxx-C6K	Headlight LED bulb STANDARD, all models, Cars, Trucks, Bikes
ABxx-B6K	Headlight LED bulb ELITE, all models, Cars, Trucks, Bikes
AB881-A6K	Driving Lamp, LED bulb 880, 881 fitting
ABIG4.5-A6K	Driving Lamp, Integrated LED, 4.5" Harley fog lamp
AB1156H2	Light bulb Ultra High Power LED 1156 single, Amber, Red, Wht
AB1157H2	Light bulb Ultra High Power LED 1157 dual, Amber, Red, White
AB3157H2	Light bulb Ultra High Power LED 3157 dual contact, Red, White
ABFT100-xx	Canbus and EMI noise filter for LED headlights, H4/H7/H9 and more
RC3A12	Tri-Zone accent lighting remote
MLKP7CZ	Accent light kit Platinum, Pro grade for mid size cruisers, avail in all solid colors
MLKT10C2FZ	Accent light kit Titanium, Pro grade for large size cruisers, avail in all solid colors
CV62C-[color]	Convex 6LED Cluster, Chrome finish PAIR
CV62-[color]	Convex 6LED Cluster, Black finish PAIR
CV610C-[color]	Convex 6LED Cluster, Chrome finish BULK PACK 10pcs
CV610-[color]	Convex 6LED Cluster, Black finish BULK PACK 10pcs
FL30-[color]	FlexLED super flexible strips, 30LED, 12", Can be trimmed smaller
CON-TB005	Solder-less Terminal Block, 5 outlet (avail in 3 and 2 outlets)

### HEADLIGHT FOGGING UP?

Fogging or condensation in the headlight is a temporary condition and does not cause a problem with normal operation of your headlight. This condition is NOT a defect. In fact Cyron headlights are designed to allow moisture to evaporate and slowly escape the housing, therefore minimizing reoccurrence of condensation. The evaporation process may take some time.

### WHY IS THIS HAPPENING?

Polymers, commonly known as plastics, often times absorb moisture in the air during the manufacturing process. Once the light heats up the moisture is released and shows up as condensation on the lens which is the coolest part of the light.

### WHY STOCK LIGHTS NEVER DID THIS?

LEDs do not run as hot as halogen or HIDs lamps so the moisture takes longer to evaporate.

### SIGNS OF FUTURE DAMAGE?

If large droplets or pooling of water is present then this is a sign of damage and can lead to a system failure. If a pool of liquid water is clearly visible and was NOT the result of physical abuse and or misuse please contact your local dealer or Cyron tech support.

# VISIBILITY - SAFETY - STYLE

**Have you registered yet!?**

[CyronMotor.com/register](http://CyronMotor.com/register)

- ▶ Product releases & updates
- ▶ Participate in product giveaways
- ▶ Receive technical support



CyronMotor.com  
[info@cyron.com](mailto:info@cyron.com)